

SANTOSH

Deemed to be University



1.4.1 Mechanism is in place for obtaining structured feedback on curricula / syllabi from various stakeholders

Structured Feedback received

S. No.	Courses Implemented	Page No.
1.	Student Feedback	
	Year 2021-2022	1 - 2
	Year 2020-2021	3 - 5
	Year 2019-2020	6 - 10
	Year 2018-2019	11 - 12
	Year 2017-2018	13 - 14

S. No.	Courses Implemented	Page No.
2.	Teachers Feedback	
	Year 2021-2022	15 - 17
	Year 2020-2021	18 - 20
	Year 2019-2020	21 - 22
	Year 2018-2019	23 - 24
	Year 2017-2018	25 - 26

S. No.	Courses Implemented	Page No.
3.	Alumni Feedback	
	Year 2021-2022	27 - 28
	Year 2020-2021	29 - 30
	Year 2019-2020	31 - 32
	Year 2018-2019	33 - 34
	Year 2017-2018	35 - 36



S. No.	Courses Implemented	Page No.
4.	Employer Feedback	
	Year 2021-2022	37 - 38
	Year 2020-2021	39 - 40
	Year 2019-2020	41 - 42
	Year 2018-2019	43 - 44
	Year 2017-2018	45 - 46

S. No.	Courses Implemented	Page No.
5.	Professionals Feedback	
	Year 2021-2022	47 - 48






SANTOSH

Deemed to be University
(Established u/s 3 of the UGC Act, 1956)

STUDENT FEEDBACK FORM ON CURRICULUM 2021-22



SANTOSH
Deemed to be University
(Established u/s 3 of the UGC Act, 1956)

Department *

VESB

VC

VE

SBS

M.S

VSA

HOD

STUDENT FEEDBACK FORM ON CURRICULUM

Form ID:

Name of Student *

Faculty of*

Medical

Dental

Year of Study *

I

II

V

Rating: 5 - Very Good, 4 - Good, 3 - Average, 2 - Poor, 1 - Disapprove (optional)

Curriculum is structured and comprehensive and the objectives are fulfilled *

1 2 3 4 5

Curriculum is effective in enhancing constructivist learning *

1 2 3 4 5

Course Content is adequate in relation to the expected OUs *

1 2 3 4 5

Content in the curriculum is well articulated, offers current trends, updates, and skills in the respective discipline *

1 2 3 4 5

Use of Case based learning, problem based concept and models relate to theory/practice *

1 2 3 4 5

Rate how developed was the objective stated by the course *

1 2 3 4 5

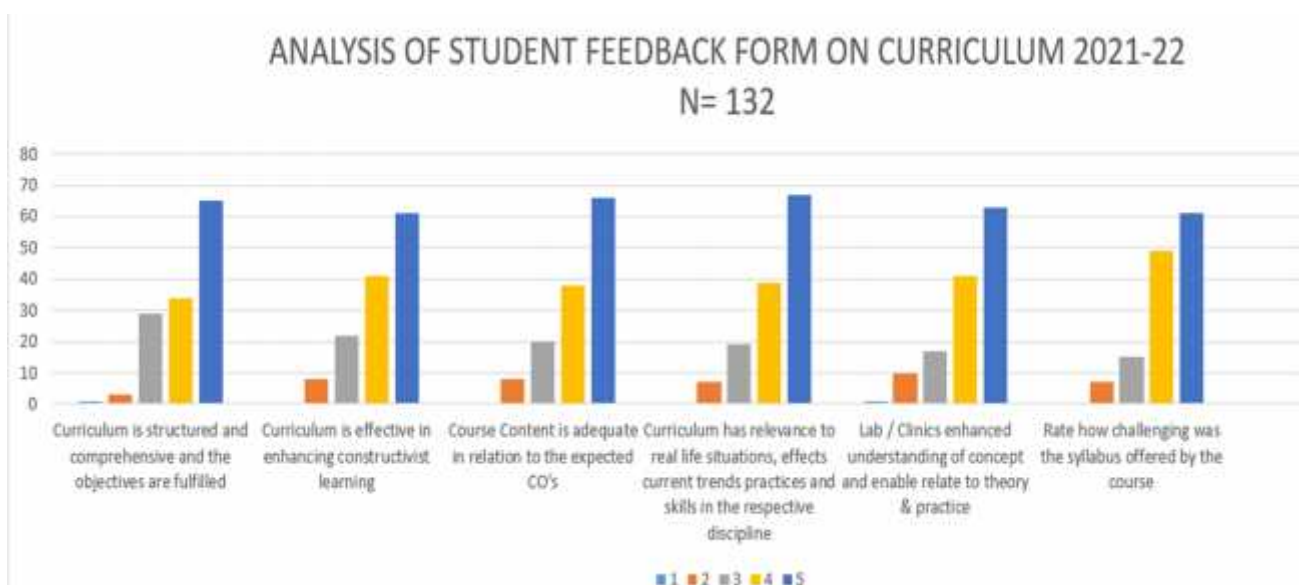
Any suggestions for Improvement



ANALYSIS OF STUDENT FEEDBACK FORM ON CURRICULUM 2021-22

N= 132

	1	2	3	4	5
Curriculum is structured and comprehensive and the objectives are fulfilled	1 (0.75%)	3 (2.27%)	29 (21.96%)	34 (25.75%)	65 (49.24%)
Curriculum is effective in enhancing constructivist learning	0 (0%)	8 (6.06%)	22 (16.66%)	41 (31.06%)	61 (46.21%)
Course Content is adequate in relation to the expected CO's	0 (0%)	8 (6.06%)	20 (15.15%)	38 (28.78%)	66 (50.00%)
Curriculum has relevance to real life situations, effects current trends practices and skills in the respective discipline	0 (0%)	7 (5.30%)	19 (14.39%)	39 (29.54%)	67 (50.75%)
Lab / Clinics enhanced understanding of concept and enable relate to theory & practice	1 (0.75%)	10 (7.57%)	17 (12.87%)	41 (31.06%)	63 (47.72%)
Rate how challenging was the syllabus offered by the course	0 (0%)	7 (5.30%)	15 (11.36%)	49 (37.12%)	61 (46.21%)





STUDENT FEEDBACK FORM ON CURRICULUM 2020-21

1. Name:-
2. Students
3. Year/ Batch:-
4. Course MBBS/ BDS:-

Rating Scale 1-5 (5 being Highest)

	1	2	3	4	5
Teacher covered the entire subject					
Teacher discussed the topic in detail					
Teacher has deep subject knowledge					
Teacher clearly communicated the concept					
Teacher inspired me by his subject knowledge					
Punctuality of the teacher					
Engaged the full duration of the class					
Teacher came with full preparation					
Teacher gave practical illustration					
Teacher encouraged student participation					
Teacher used modern teaching aids					
Teacher encouraged and valued disagreement					
Teacher gave real life situations					
Teacher was friendly and helpful					
Teacher conducted assessment process as scheduled					
Teacher conducted quiz, seminars, assignments, presentations					
Teacher is fair enough and unbiased					
Overall rating of the teacher					

❖ Tick where Applicable



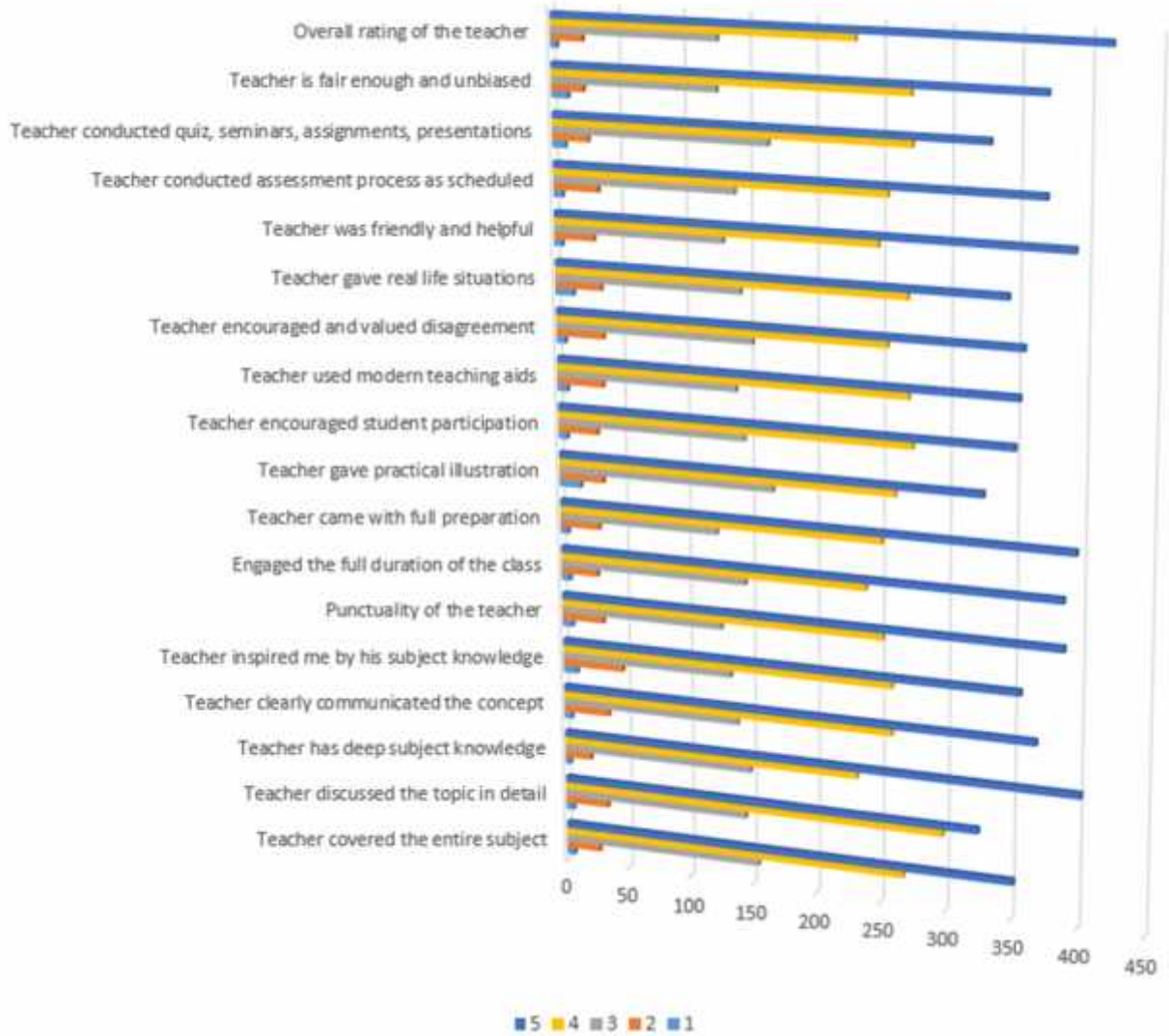
ANALYSIS OF STUDENT FEEDBACK FORM ON CURRICULUM 2021-22

N= 808

	1	2	3	4	5
Teacher covered the entire subject	6 (0.74%)	27 (3.34%)	155 (19.18%)	268 (33.16%)	352 (43.56%)
Teacher discussed the topic in detail	6 (0.74%)	34 (4.20%)	145 (17.94%)	298 (36.88%)	325 (40.22%)
Teacher has deep subject knowledge	4 (0.49%)	21 (2.59%)	149 (18.44%)	232 (28.71%)	402 (49.75%)
Teacher clearly communicated the concept	6 (0.74%)	36 (4.45%)	139 (17.20%)	259 (32.05%)	368 (45.54%)
Teacher inspired me by his subject knowledge	11 (1.36%)	48 (5.94%)	134 (16.58%)	259 (32.05%)	356 (44.05%)
Punctuality of the teacher	8 (0.99%)	33 (4.08%)	127 (15.71%)	252 (31.18%)	388 (48.01%)
Engaged the full duration of the class	7 (0.86%)	29 (3.58%)	146 (18.06%)	239 (29.57%)	387 (47.89%)
Teacher came with full preparation	6 (0.74%)	31 (3.83%)	124 (15.34%)	251 (31.06%)	396 (49.00%)
Teacher gave practical illustration	17 (2.10%)	35 (4.33%)	168 (20.79%)	261 (32.30%)	327 (40.47%)
Teacher encouraged student participation	7 (0.86%)	31 (3.83%)	146 (18.06%)	274 (33.91%)	350 (43.31%)
Teacher used modern teaching aids	8 (0.99%)	36 (4.45%)	140 (17.32%)	271 (33.53%)	353 (43.68%)
Teacher encouraged and valued disagreement	7 (0.86%)	37 (4.57%)	153 (18.93%)	255 (31.55%)	356 (44.05%)
Teacher gave real life situations	14 (1.73%)	36 (4.45%)	144 (17.82%)	270 (33.41%)	344 (43.57%)
Teacher was friendly and helpful	6 (0.74%)	31 (3.83%)	131 (16.21%)	248 (30.69%)	392 (48.51%)
Teacher conducted assessment process as scheduled	7 (0.86%)	35 (4.33%)	140 (17.32%)	255 (31.55%)	371 (45.91%)
Teacher conducted quiz, seminars, assignments, presentations	10 (1.23%)	28 (3.46%)	166 (20.54%)	273 (33.78%)	330 (40.84%)
Teacher is fair enough and unbiased	13 (1.60%)	25 (3.09%)	127 (15.71%)	272 (33.66%)	371 (45.91%)
Overall rating of the teacher	5 (0.61%)	25 (3.09%)	128 (15.84%)	231 (28.58%)	416 (51.48%)

ANALYSIS OF STUDENT FEEDBACK FORM ON CURRICULUM 2020-21

N= 808





SANTOSH

Deemed to be University
(Established u/s 3 of the UGC Act, 1956)

FEEDBACK FORM

1. Name: -
2. Faculty/ Students: -
3. Year/ Batch: -
4. Course BDS/ MBBS: -

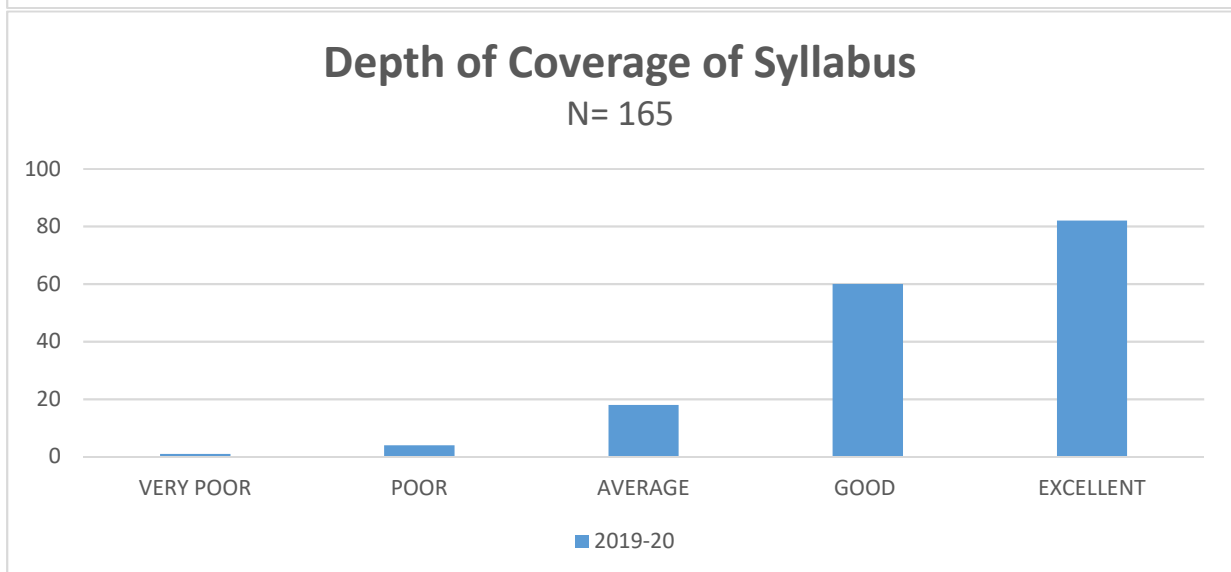
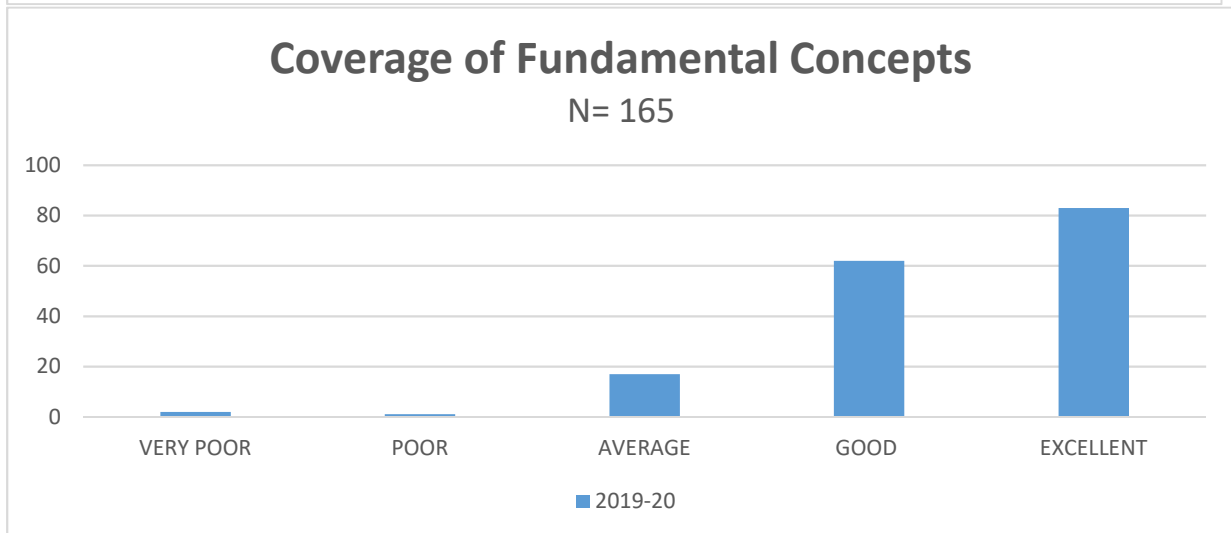
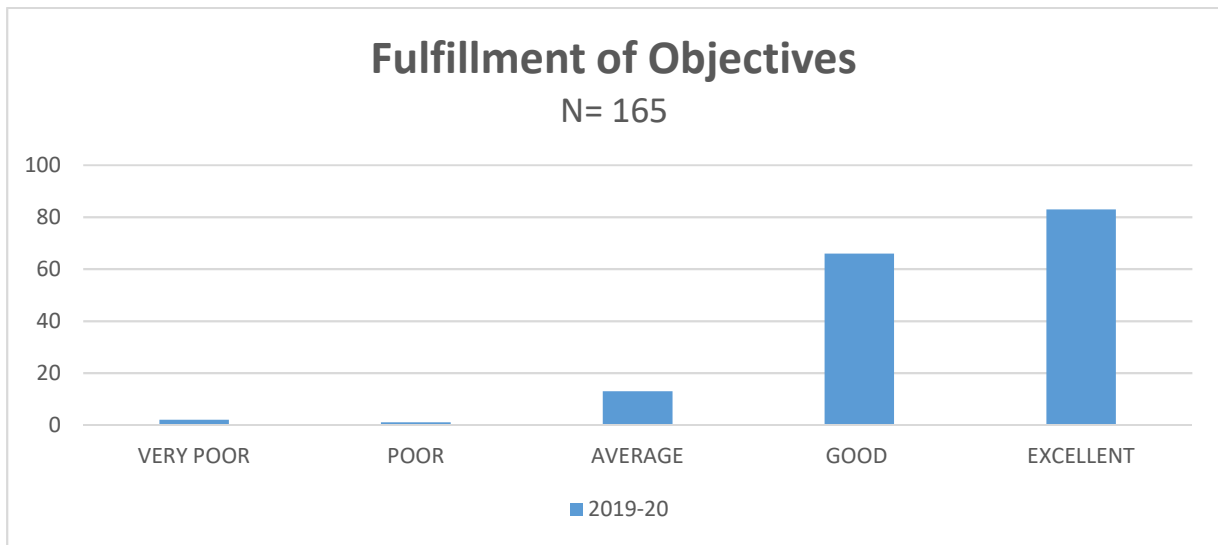
Rating Scale 1-5 (5 being Highest)

1.	Fulfillment of Objectives					
2.	Coverage of Fundamental Concepts					
3.	Depth of Coverage of Syllabus					
4.	Relevance with Practical/ Lab Work					
5.	Applicability in Life Situations					
6.	Overall Rating of the Curriculum					
7.	Availability of text and reference books in libraray					
8	Institutional Motivation For Co-curricular Activities					
9	Ambience Of Classroom While Studying					

❖ Tick where Applicable

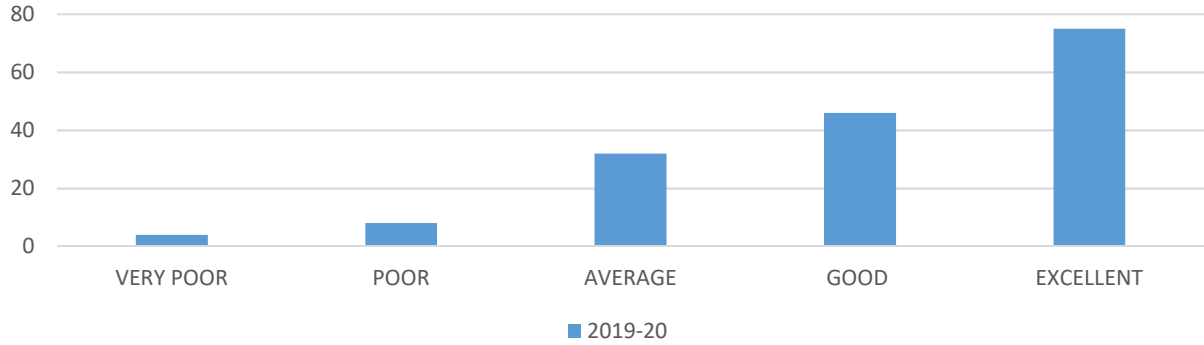
STUDENTS FEEDBACK RESPONSES- 2019-20

(1 – Poor, 2- Fair, 3 – Good, 4 – Very Good, 5 – Excellent)



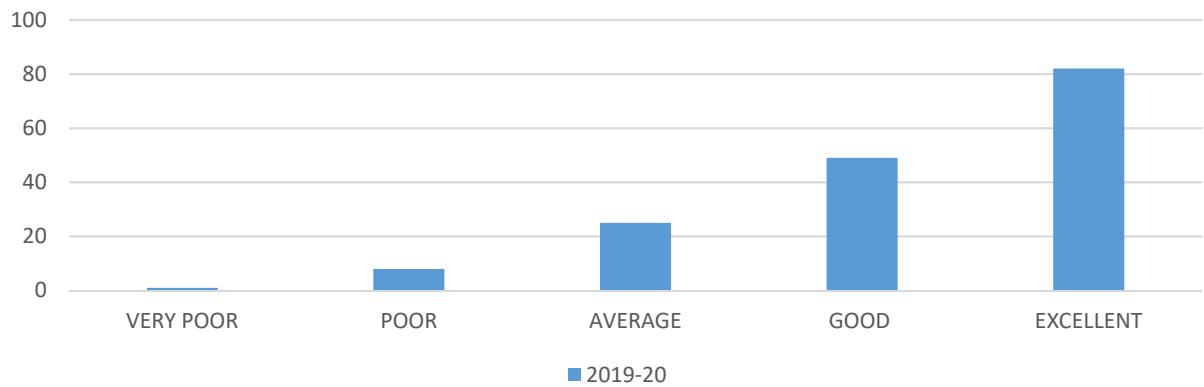
Relevance with Practical/ Lab Work

N= 165



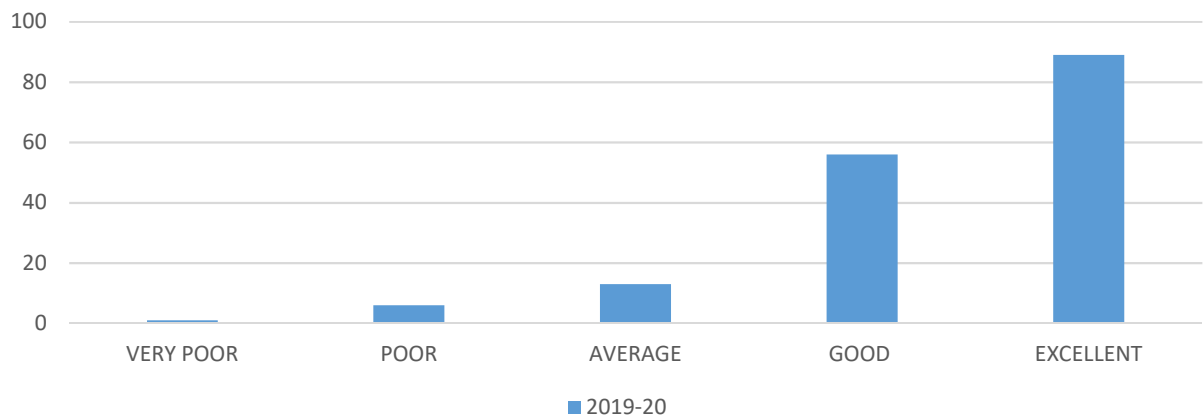
Applicability in Life Situations

N= 165



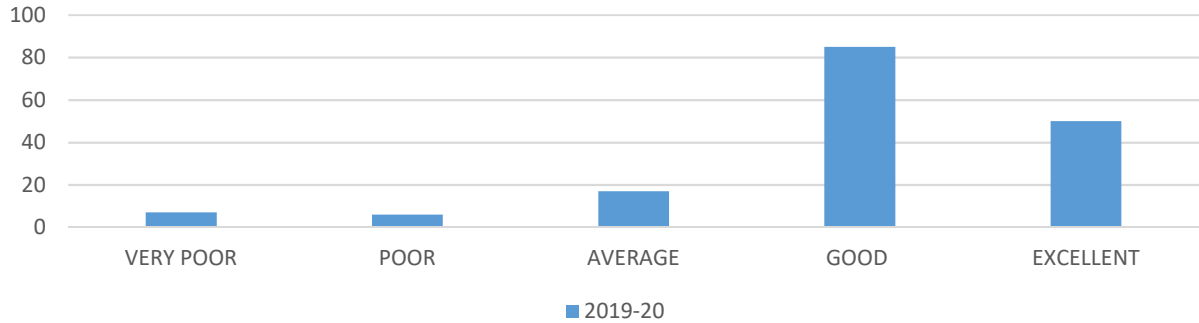
Overall Rating of the Curriculum

N= 165



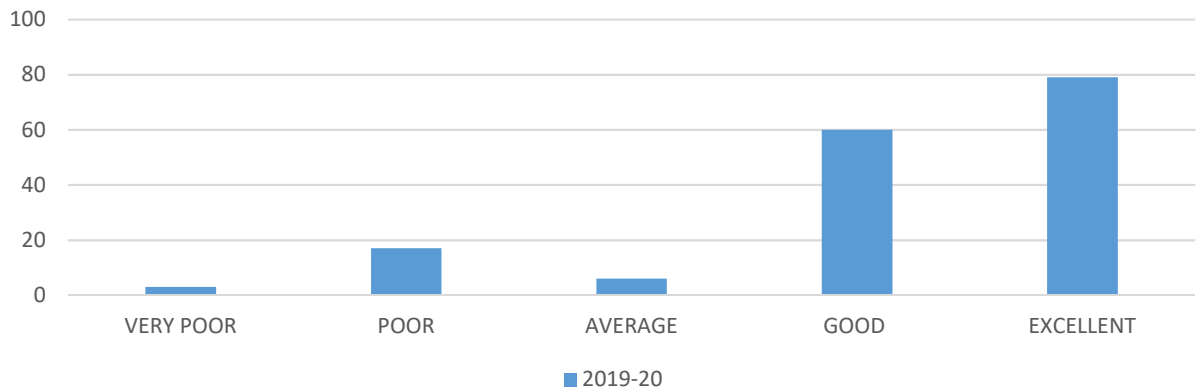
Availability of text and reference books in library

N= 165



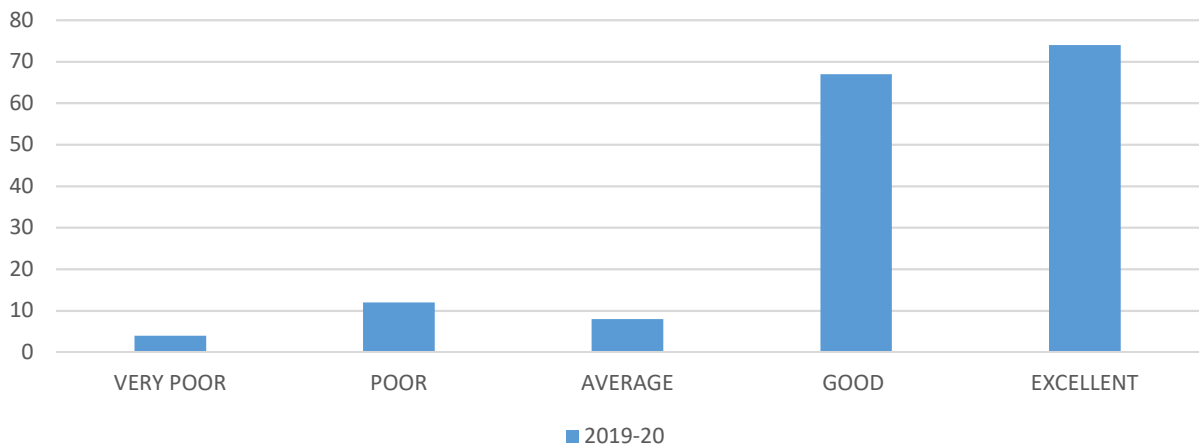
Transparency Of Exam System

N= 165

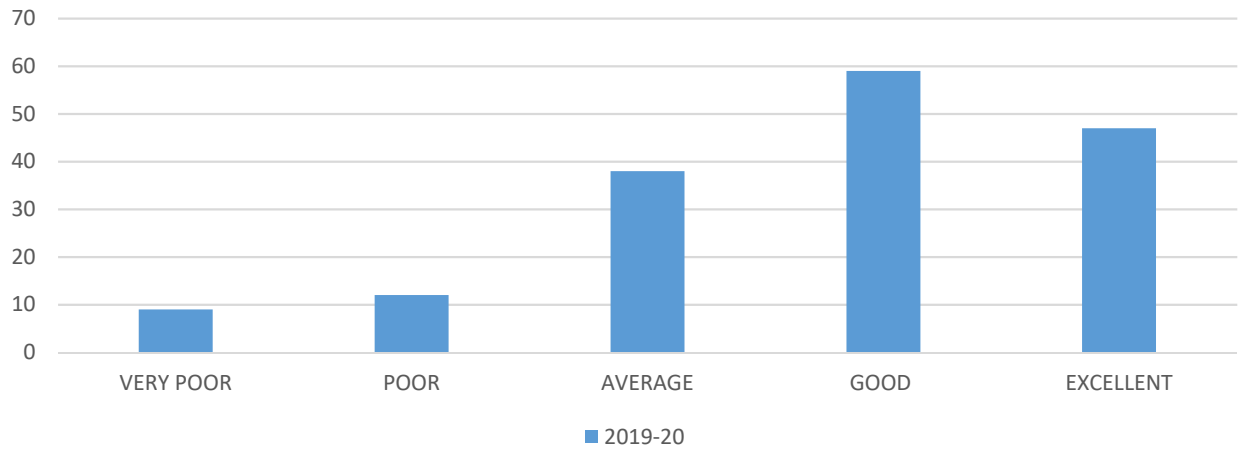


Institutional Motivation For Co-curricular Activities

N= 165



Ambience Of Classroom While Studying N= 165





SANTOSH
Deemed to be University
(Established u/s 3 of the UGC Act, 1956)

FEEDBACK FORM

1. Name: -
2. Faculty/ Students: -
3. Year/ Batch: -
4. Course BDS/ MBBS: -

Rating Scale 1-5 (5 being Highest)

1.	Content of Syllabus					
2.	Mechanism in Learning					
3.	Teaching Schedule					
4.	Does the Curriculum improve communication skill					
5.	Curriculum for interdisciplinary learning					
6.	Opportunities for developing research skills					
7.	Encouragement for co-curricular activities					

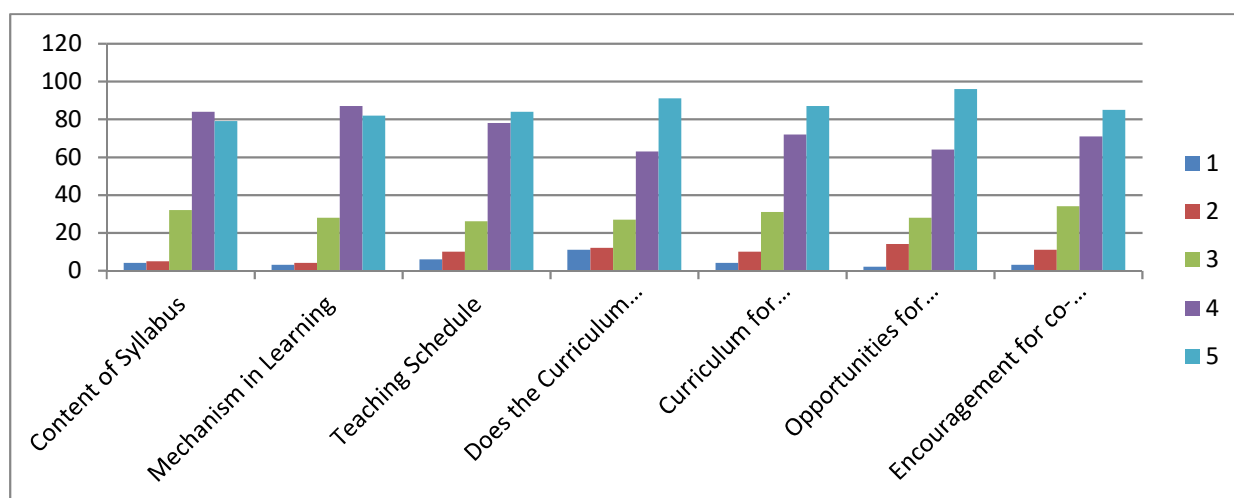
❖ Tick where Applicable



Analysis of student's feedback on curriculum 2018-19

Total No. of feedbacks (n) = 204

	Criteria	1	2	3	4	5
1.	Content of Syllabus	4 (1.96%)	5 (2.45%)	32 (15.68%)	84 (41.17%)	79 (38.72%)
2.	Mechanism in Learning	3 (1.47%)	4 (1.96%)	28 (13.72%)	87 (42.64%)	82 (40.19%)
3.	Teaching Schedule	6 (2.94%)	10 (4.90%)	26 (12.74%)	78 (38.23%)	84 (41.17%)
4.	Does the Curriculum improve communication skill	11 (5.39%)	12 (5.88%)	27 (13.23%)	63 (30.88%)	91 (44.60%)
5.	Curriculum for interdisciplinary learning	4 (1.96%)	10 (4.90%)	31 (15.19%)	72 (35.29%)	87 (42.64%)
6.	Opportunities for developing research skills	2 (0.98%)	14 (6.86%)	28 (13.72%)	64 (31.37%)	96 (47.05%)
7.	Encouragement for co-curricular activities	3 (1.47%)	11 (5.39%)	34 (16.66%)	71 (34.80%)	85 (41.66%)





(Established u/s 3 of the UGC Act, 1956)
 No.1 Santosh Nagar, Ghaziabad-201 009, NCR Delhi,
 Ph. No. 0120-2743419 Fax No. 0120-2741140 Email-ID: santosh@santoshuniversity.com

FEEDBACK FORM

5. Name:-
6. Students / Teachers / Alumni
7. Year/ Batch:-
8. Course MBBS/ BDS:-

Rating Scale 1-5 (5 being Highest)

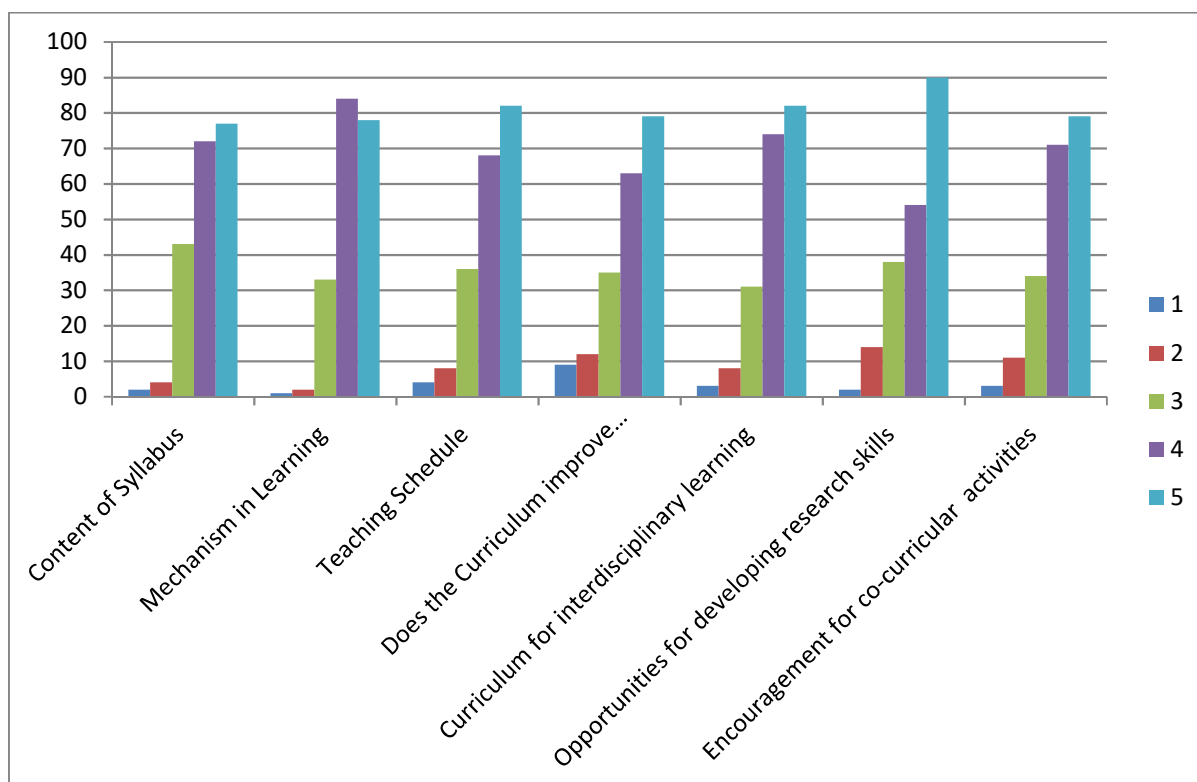
1.	Content of Syllabus					
2.	Mechanism in Learning					
3.	Teaching Schedule					
4.	Does the Curriculum improve communication skill					
5.	Curriculum for interdisciplinary learning					
6.	Opportunities for developing research skills					
7.	Encouragement for co-curricular activities					

❖ Tick where Applicable

Analysis of student feedback on curriculum 2017-18

Total no. feedbacks (n) = 198

1.	Content of Syllabus	2 (1.01%)	4 (2.02%)	43 (21.71%)	72 (36.36%)	77 (38.88%)
2.	Mechanism in Learning	1 (0.50%)	2 (1.01%)	33 (16.66%)	84 (42.42%)	78 (39.39%)
3.	Teaching Schedule	4 (2.02%)	8 (4.04%)	36 (18.18%)	68 (34.34%)	82 (41.41%)
4.	Does the Curriculum improve communication skill	9 (4.54%)	12 (6.06%)	35 (17.67%)	63 (31.81%)	79 (39.89%)
5.	Curriculum for interdisciplinary learning	3 (1.51%)	8 (4.04%)	31 (15.65%)	74 (37.37%)	82 (41.41%)
6.	Opportunities for developing research skills	2 (1.01%)	14 (7.07%)	38 (19.19%)	54 (27.27%)	90 (45.45%)
7.	Encouragement for co-curricular activities	3 (1.51%)	11 (5.55%)	34 (17.17%)	71 (35.85%)	79 (39.89%)





TEACHER'S FEEDBACK ON CURRICULUM 2021-22

TEACHER'S FEEDBACK ON CURRICULUM	
<p>anjitdiansal2709@gmail.com (not sha bc) Switch account</p>	Extraordinary – 5, Very Good-4, Good-3, Average-2, Poor-1
Name of the Faculty <input type="text"/>	Program & Course outcomes / Objectives are clearly stated
Year entered <input type="text"/>	1 2 3 4 5 <input type="radio"/> <input type="radio"/> <input type="radio"/> <input type="radio"/> <input type="radio"/>
Faculty of <input type="checkbox"/> Medicine <input type="checkbox"/> Dentistry	Aims and objectives of the syllabi are well defined and clear to teachers and students
Department <input type="text"/>	1 2 3 4 5 <input type="radio"/> <input type="radio"/> <input type="radio"/> <input type="radio"/> <input type="radio"/>
The course/syllabus has appropriate balance between theory and practical application	Course content is followed by corresponding reference materials for supporting the curriculum
1 2 3 4 5 <input type="radio"/> <input type="radio"/> <input type="radio"/> <input type="radio"/> <input type="radio"/>	1 2 3 4 5 <input type="radio"/> <input type="radio"/> <input type="radio"/> <input type="radio"/> <input type="radio"/>
The books prescribed/listed as reference materials are relevant, updated and appropriate.	Examinations are conducted well in time with proper coverage of all units in the syllabus
1 2 3 4 5 <input type="radio"/> <input type="radio"/> <input type="radio"/> <input type="radio"/> <input type="radio"/>	1 2 3 4 5 <input type="radio"/> <input type="radio"/> <input type="radio"/> <input type="radio"/> <input type="radio"/>
Appropriate teaching learning methods are proposed in the curriculum.	The University provides adequate and smooth support for projects and research facilities.
1 2 3 4 5 <input type="radio"/> <input type="radio"/> <input type="radio"/> <input type="radio"/> <input type="radio"/>	1 2 3 4 5 <input type="radio"/> <input type="radio"/> <input type="radio"/> <input type="radio"/> <input type="radio"/>
Adequate emphasis on human values, ethics & professionalism is incorporated in the curriculum.	The University provides adequate funding and support to faculty members for upgrading their skills and qualifications
1 2 3 4 5 <input type="radio"/> <input type="radio"/> <input type="radio"/> <input type="radio"/> <input type="radio"/>	1 2 3 4 5 <input type="radio"/> <input type="radio"/> <input type="radio"/> <input type="radio"/> <input type="radio"/>
Relevant teaching learning method with aids are used for the implementation of the curriculum.	
1 2 3 4 5 <input type="radio"/> <input type="radio"/> <input type="radio"/> <input type="radio"/> <input type="radio"/>	
Are Suggestions for Improvement in Curriculum <input type="text"/>	
<input type="button" value="Submit"/>	<input type="button" value="Clear form"/>



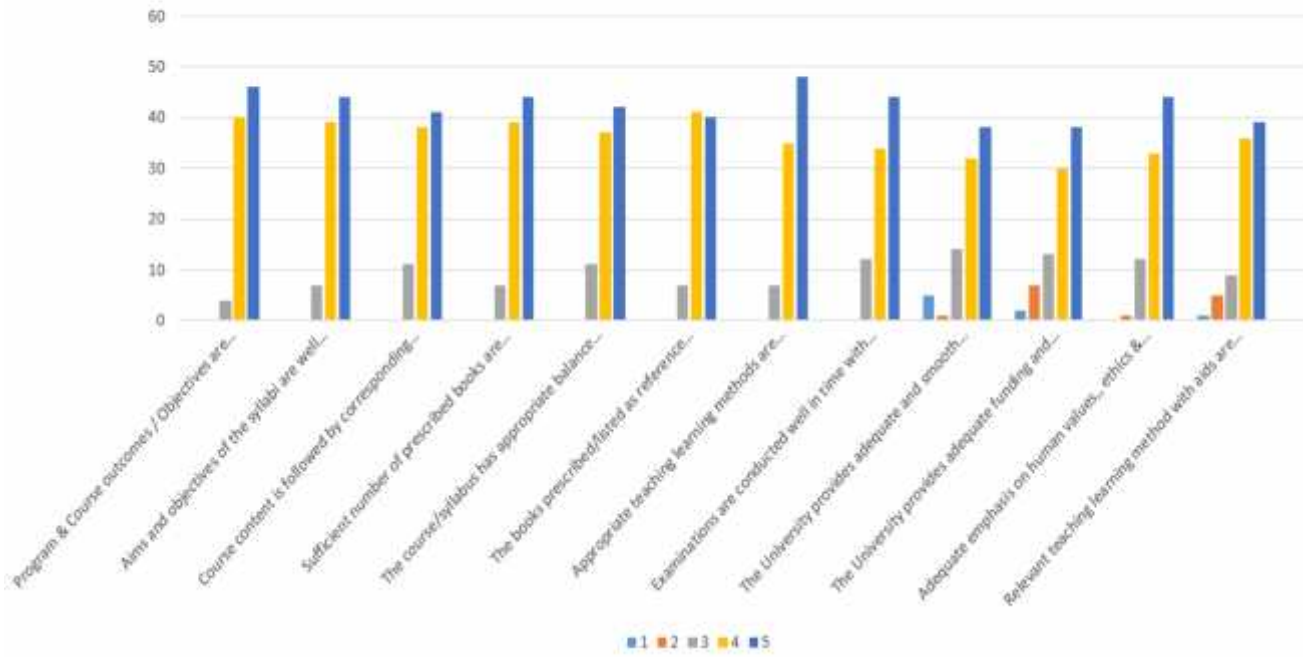
ANALYSIS OF TEACHER'S FEEDBACK ON CURRICULUM 2021-22

N= 90

	1	2	3	4	5
Program & Course outcomes / Objectives are clearly states	0 (0%)	0 (0%)	4 (4.44%)	40 (44.44%)	46 (51.11%)
Aims and objectives of the syllabi are well defined and clear to teachers and students	0 (0%)	0 (0%)	7 (7.77%)	39 (43.33%)	44 (48.88%)
Course content is followed by corresponding reference materials for supporting the Curriculum	0 (0%)	0 (0%)	11 (12.22%)	38 (42.22%)	41 (45.55%)
Sufficient number of prescribed books are available in the Library	0 (0%)	0 (0%)	7 (7.77%)	39 (43.33%)	44 (48.88%)
The course/syllabus has appropriate balance between theory and practical application	0 (0%)	0 (0%)	11 (12.22%)	37 (41.11%)	42 (46.66%)
The books prescribed/listed as reference materials are relevant, updated and appropriate.	0 (0%)	0 (0%)	7 (7.77%)	41 (66.66%)	40 (33.33%)
Appropriate teaching learning methods are proposed in the curriculum.	0 (0%)	0 (0%)	7 (7.77%)	35 (38.88%)	48 (53.33%)
Examinations are conducted well in time with proper coverage of all units in the syllabus	0 (0%)	0 (0%)	12 (13.33%)	34 (37.77%)	44 (48.88%)
The University provides adequate and smooth support for projects and research facilities.	5 (5.55%)	1 (1.11%)	14 (15.55%)	32 (35.55%)	38 (42.22%)
The University provides adequate funding and support to faculty members for upgrading their skills and qualifications	2 (2.22%)	7 (7.77%)	13 (14.44%)	30 (33.33%)	38 (42.22%)
Adequate emphasis on human values,, ethics & professionalism is incorporated in the Curriculum.	0 (0%)	1 (1.11%)	12 (13.33%)	33 (36.66%)	44 (48.88%)
Relevant teaching learning method with aids are used for the implementation of the Curriculum.	1 (1.11%)	5 (5.55%)	9 (1.00%)	36 (40.00%)	39 (43.33%)

ANALYSIS OF TEACHERS FEEDBACK FORM ON CURRICULUM 2021-22

n= 90





TEACHERS FEEDBACK FORM ON CURRICULUM 2020-21

1. Name:-
2. Teachers
3. Year/ Batch:-
4. Course MBBS/ BDS:-

	1	2	3	4	5
Syllabus is suitable to the course					
Aims and objectives of the syllabi are well defined and clear to teachers and students					
Course content is followed by corresponding reference materials					
Sufficient number of prescribed books are available in the library					
The course/ syllabus has good balance between theory and application					
The books prescribed/listed as reference materials are relevant, updated and appropriate					
Infrastructural facilities, such as teacher's room/carrels, classrooms, reading rooms and toilets are available in the department					
Tests and examinations are conducted well in time with proper coverage of all units in syllabus					
The university provides adequate and smooth support for projects and research facilities					
The university provides adequate funding and support to faculty members for upgrading their skills and qualification					
The curriculum provides opportunity for the conducting research and project related activities					
Provision for professional development are non discriminatory and fair					

❖ Tick where Applicable



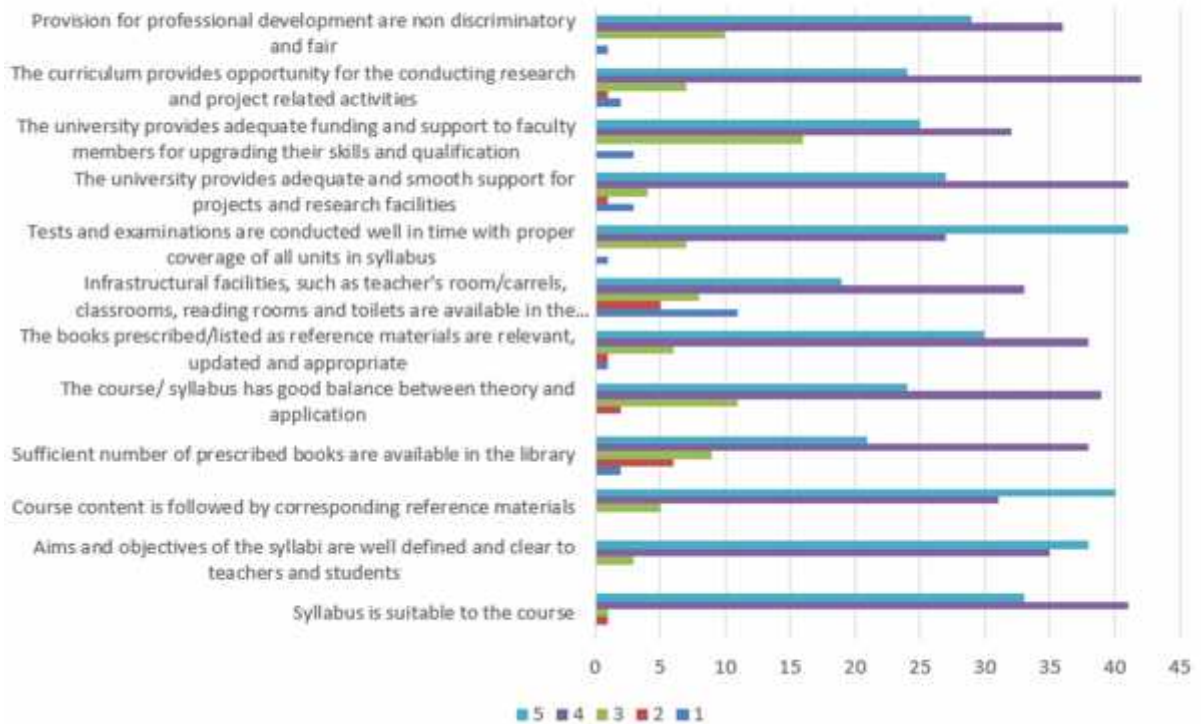
ANALYSIS OF TEACHERS FEEDBACK FORM ON CURRICULUM 2020-21

N= 76

	1	2	3	4	5
Syllabus is suitable to the course	0 (0%)	1 (1.31%)	1 (1.31%)	41 (53.94%)	33 (43.42%)
Aims and objectives of the syllabi are well defined and clear to teachers and students	0 (0%)	0 (0%)	3 (3.94%)	35 (46.05%)	38 (50.00%)
Course content is followed by corresponding reference materials	0 (0%)	0 (0%)	5 (6.57%)	31 (40.78%)	40 (52.63%)
Sufficient number of prescribed books are available in the library	2 (2.63%)	6 (7.89%)	9 (11.84%)	38 (50.00%)	21 (27.63%)
The course/ syllabus has good balance between theory and application	0 (0%)	2 (2.63%)	11 (14.47%)	39 (51.31%)	24 (31.57%)
The books prescribed/listed as reference materials are relevant, updated and appropriate	1 (1.31%)	1 (1.31%)	6 (7.89%)	38 (50.00%)	30 (39.47%)
Infrastructural facilities, such as teacher's room/carrels, classrooms, reading rooms and toilets are available in the department	11 (14.47%)	5 (6.57%)	8 (10.52%)	33 (43.42%)	19 (25.00%)
Tests and examinations are conducted well in time with proper coverage of all units in syllabus	1 (1.31%)	0 (0%)	7 (9.21%)	27 (35.52%)	41 (53.94%)
The university provides adequate and smooth support for projects and research facilities	3 (3.94%)	1 (1.31%)	4 (5.26%)	41 (53.94%)	27 (35.52%)
The university provides adequate funding and support to faculty members for upgrading their skills and qualification	3 (3.94%)	0 (0%)	16 (21.05%)	32 (42.10%)	25 (32.89%)
The curriculum provides opportunity for the conducting research and project related activities	2 (2.63%)	1 (1.31%)	7 (9.21%)	42 (55.26%)	24 (31.57%)
Provision for professional development are non discriminatory and fair	1 (1.31%)	0 (0%)	10 (13.15%)	36 (47.36%)	29 (38.15%)

ANALYSIS OF TEACHERS FEEDBACK FORM ON CURRICULUM 2020-21

N= 76





SANTOSH

Deemed to be University
(Established u/s 3 of the UGC Act, 1956)

FEEDBACK FORM

1. Name: -
2. Faculty/ Students: -
3. Year/ Batch: -
4. Course BDS/ MBBS: -

Rating Scale 1-5 (5 being Highest)

1.	Fulfillment of Objectives					
2.	Coverage of Fundamental Concepts					
3.	Depth of Coverage of Syllabus					
4.	Relevance with Practical/ Lab Work					
5.	Applicability in Life Situations					
6.	Overall Rating of the Curriculum					
7.	Availability of text and reference books in library					
8.	Institutional Motivation For Co-curricular Activities					
9.	Ambience Of Classroom While Studying					

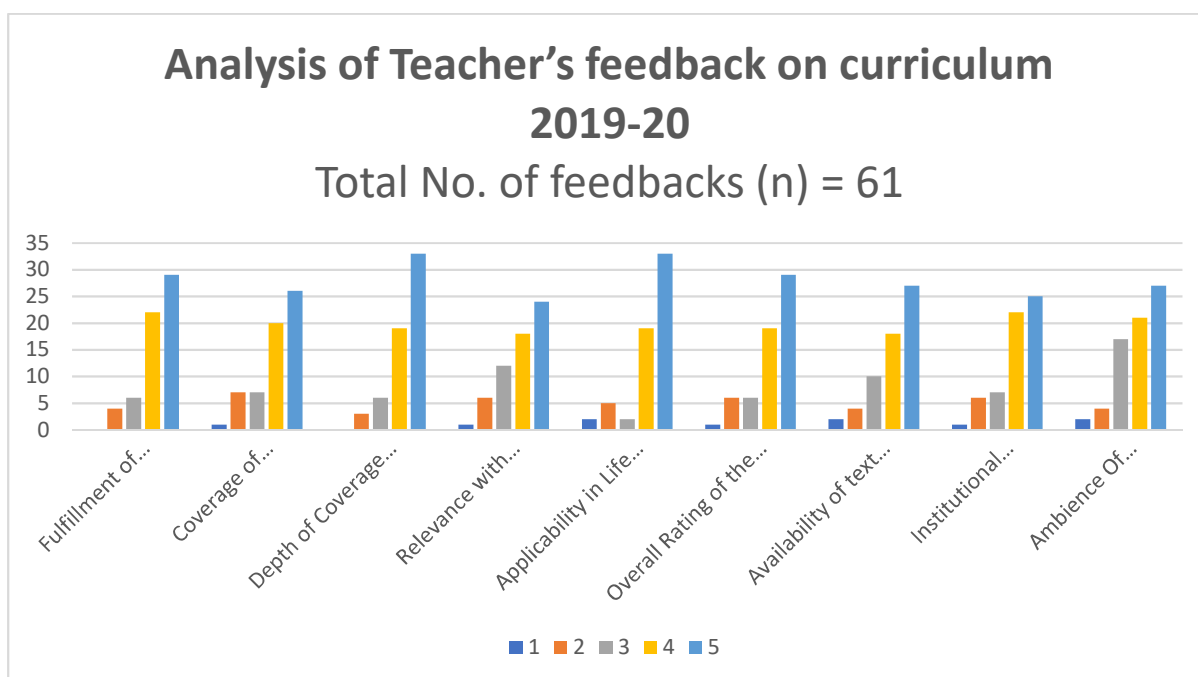
❖ Tick where Applicable



Analysis of Teacher's feedback on curriculum 2019- 20

Total No. of feedbacks (n) = 61

	Criteria	1	2	3	4	5
1.	Fulfillment of Objectives	0 (0%)	4 (6.5%)	6 (9.8%)	22 (36.06%)	29 (47.54%)
2.	Coverage of Fundamental Concepts	1 (1.63%)	7 (11.47%)	7 (11.47%)	20 (32.78%)	26 (42.62%)
3.	Depth of Coverage of Syllabus	0 (0%)	3 (4.91%)	6 (9.83%)	19 (31.14%)	33 (54.09%)
4.	Relevance with Practical/ Lab Work	1 (1.63%)	6 (9.83%)	12 (19.67%)	18 (29.50%)	24 (39.34%)
5.	Applicability in Life Situations	2 (3.27%)	5 (8.19%)	2 (3.27%)	19 (31.14%)	33 (42.62%)
6.	Overall Rating of the Curriculum	1 (1.63%)	6 (9.83%)	6 (9.83%)	19 (31.14%)	29 (47.54%)
7.	Availability of text and reference books in library	2 (3.27%)	4 (6.55%)	10 (16.39%)	18 (29.50%)	27 (44.26%)
8.	Institutional Motivation For Co-curricular Activities	1 (1.63%)	6 (9.83%)	7 (11.47%)	22 (36.06%)	25 (40.98%)
9.	Ambience Of Classroom While Studying	2 (3.27%)	4 (6.55%)	17 (27.86%)	21 (34.42%)	27 (44.26%)





SANTOSH
Deemed to be University
(Established u/s 3 of the UGC Act, 1956)

FEEDBACK FORM

1. Name: -
2. Faculty/ Students: -
3. Year/ Batch: -
4. Course BDS/ MBBS: -

Rating Scale 1-5 (5 being Highest)

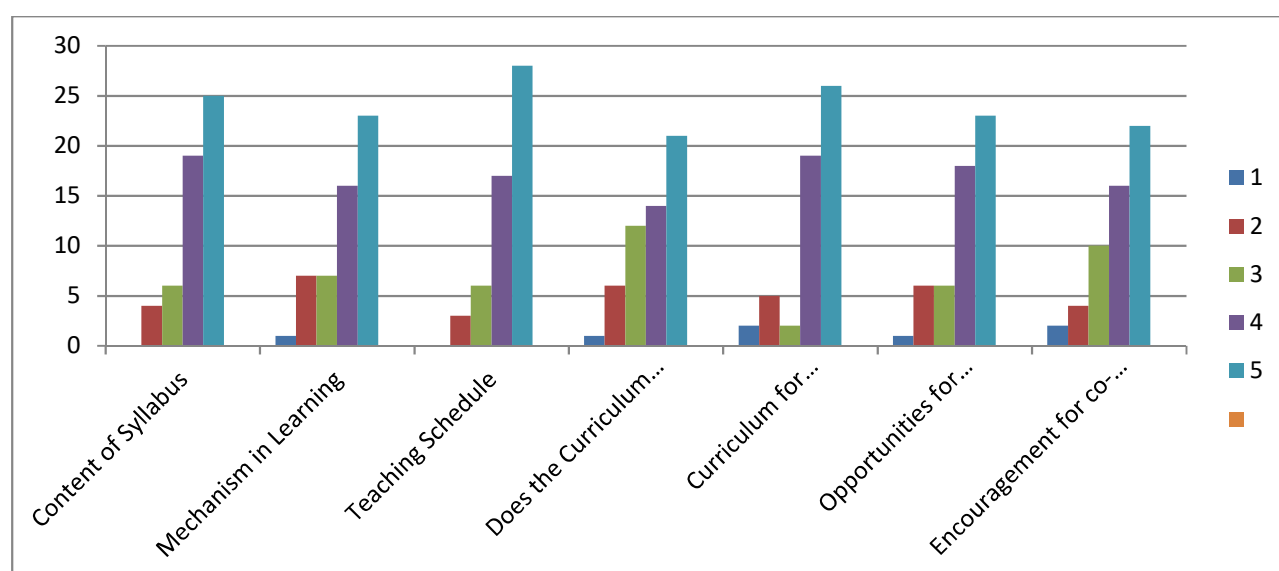
1.	Content of Syllabus					
2.	Mechanism in Learning					
3.	Teaching Schedule					
4.	Does the Curriculum improve communication skill					
5.	Curriculum for interdisciplinary learning					
6.	Opportunities for developing research skills					
7.	Encouragement for co-curricular activities					

❖ Tick where Applicable

Analysis of Teacher's feedback on curriculum 2018-19

Total No. of feedbacks (n) = 54

	Criteria	1	2	3	4	5
1.	Content of Syllabus	0 (0%)	4 (7.40%)	6 (11.11%)	19 (35.18%)	25 (46.29%)
2.	Mechanism in Learning	1 (1.85%)	7 (12.96%)	7 (12.96%)	16 (29.62%)	23 (42.59%)
3.	Teaching Schedule	0 (0%)	3 (5.55%)	6 (11.11%)	17 (31.48%)	28 (51.85)
4.	Does the Curriculum improve communication skill	1 (1.85%)	6 (11.11%)	12 (22.22%)	14 (25.92)	21 (38.88%)
5.	Curriculum for interdisciplinary learning	2 (3.70%)	5 (9.25%)	2 (3.70%)	19 (35.18%)	26 (48.14%)
6.	Opportunities for developing research skills	1 (1.85%)	6 (11.11%)	6 (11.11%)	18 (33.33%)	23 (42.59%)
7.	Encouragement for co-curricular activities	2 (3.70%)	4 (7.40%)	10 (18.51)	16 (29.62%)	22 (40.74%)



FEEDBACK FORM

5. Name:-
6. Students / Teachers / Alumni
7. Year/ Batch:-
8. Course MBBS/ BDS:-

Rating Scale 1-5 (5 being Highest)

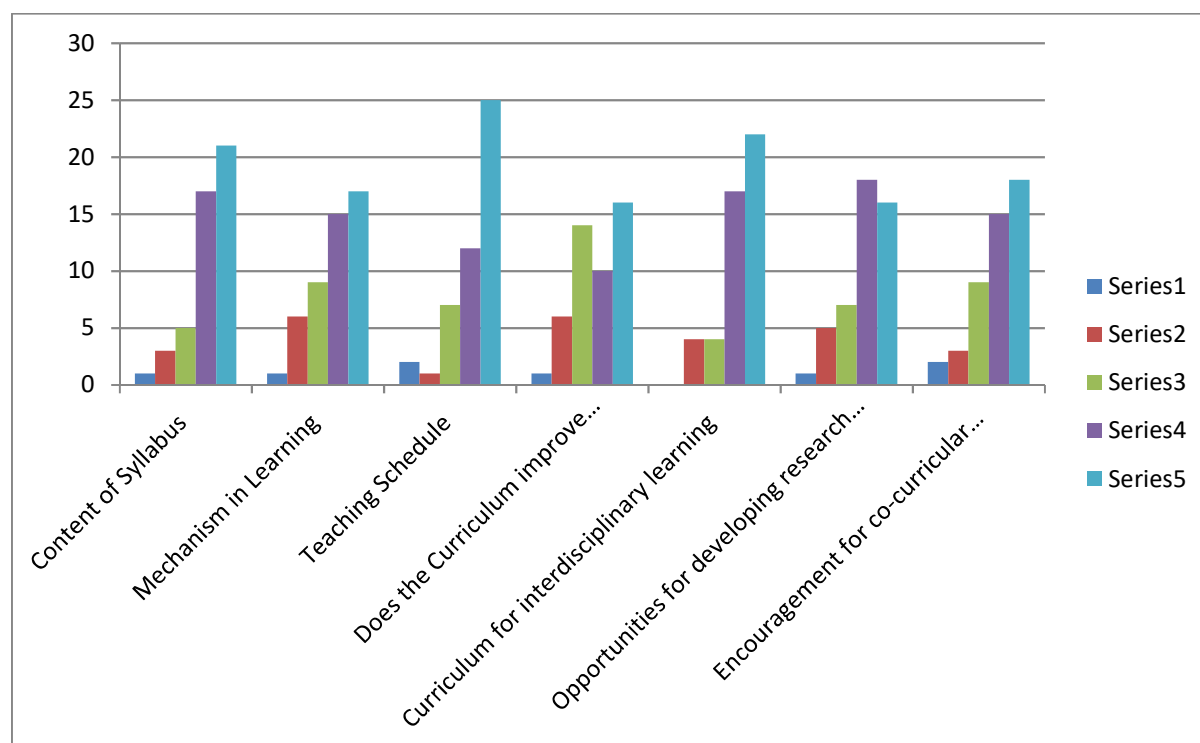
1.	Content of Syllabus					
2.	Mechanism in Learning					
3.	Teaching Schedule					
4.	Does the Curriculum improve communication skill					
5.	Curriculum for interdisciplinary learning					
6.	Opportunities for developing research skills					
7.	Encouragement for co-curricular activities					

❖ Tick where Applicable

Analysis of teacher's feedback on curriculum 2017-18

Total no. feedbacks (n) = 47

1.	Content of Syllabus	1 (2.12%)	3 (6.38%)	5 (10.63%)	17 (36.17%)	21 (44.68%)
2.	Mechanism in Learning	1 (2.12%)	6 (12.76%)	9 (19.14%)	15 (31.91%)	17 (36.17%)
3.	Teaching Schedule	2 (4.25%)	1 (2.12%)	7 (14.89%)	12 (25.53%)	25 (53.19%)
4.	Does the Curriculum improve communication skill	1 (2.12%)	6 (12.76%)	14 (29.78%)	10 (21.27%)	16 (34.04%)
5.	Curriculum for interdisciplinary learning	0 (0%)	4 (8.51%)	4 (8.51%)	17 (36.17%)	22 (46.80%)
6.	Opportunities for developing research skills	1 (2.12%)	5 (10.63%)	7 (14.89%)	18 (38.29%)	16 (34.04%)
7.	Encouragement for co-curricular activities	2 (4.25%)	3 (6.38%)	9 (19.14%)	15 (31.91%)	18 (38.29%)





SANTOSH

Deemed to be University
(Established u/s 3 of the UGC Act, 1956)

ALUMNI FEEDBACK FORM 2021-22

Alumni Name Your answer	Year of Passing Your answer
Faculty of <input type="radio"/> Medicine <input type="radio"/> Dentistry	Classroom Facilitation Your answer
Department Your answer	Officer Judgment Your answer
Degree Obtained Your answer	Mobile Number Your answer
	Email ID Your answer
	Are you a registered member of Alumni Association <input type="checkbox"/> Yes <input type="checkbox"/> No

Employment Obtained Through * <input type="checkbox"/> Campus <input type="checkbox"/> Self Effort	Quality of education imparted in the Institution 1 <input type="radio"/> 2 <input type="radio"/> 3 <input type="radio"/> 4 <input type="radio"/> 5 <input type="radio"/>
Extraordinary-- 5, Very Good-4, Good-3, Average-2, Poor-1	Course Curriculum for fulfilling your experience 1 <input type="radio"/> 2 <input type="radio"/> 3 <input type="radio"/> 4 <input type="radio"/> 5 <input type="radio"/>
Adequacy of Curriculum prescribed for your Program * 1 <input type="radio"/> 2 <input type="radio"/> 3 <input type="radio"/> 4 <input type="radio"/> 5 <input type="radio"/>	Quality of Skills Training Offered 1 <input type="radio"/> 2 <input type="radio"/> 3 <input type="radio"/> 4 <input type="radio"/> 5 <input type="radio"/>
Quality of Faculty 1 <input type="radio"/> 2 <input type="radio"/> 3 <input type="radio"/> 4 <input type="radio"/> 5 <input type="radio"/>	Course Curriculum Your answer
Use of ICT tools by Faculty for teaching learning 1 <input type="radio"/> 2 <input type="radio"/> 3 <input type="radio"/> 4 <input type="radio"/> 5 <input type="radio"/>	Library Your answer
How would you rate your Institution ? 1 <input type="radio"/> 2 <input type="radio"/> 3 <input type="radio"/> 4 <input type="radio"/> 5 <input type="radio"/>	Infrastructure Your answer
Mention at least three points which make you feel proud to be associated with Santosh as an Alumni Your answer	Hospital Your answer
Any Suggestions	Any Other Suggestion of Improvement Your answer

Submit Clear form

ANALYSIS OF ALUMNI FEEDBACK 2021-22

N= 45

	1	2	3	4	5
Aptness of Curriculum prescribed for your Program	0 (0%)	0 (0%)	2 (4.44%)	20 (44.44%)	23 (51.11%)
Quality of Faculty	0 (0%)	0 (0%)	3 (6.66%)	20 (44.44%)	22 (48.88%)
Quality of education imparted in the Institution	0 (0%)	0 (0%)	5 (11.11%)	19 (42.22%)	21 (46.66%)
Course Curriculum for fulfilling your experience	0 (0%)	0 (0%)	3 (6.66%)	20 (44.44%)	22 (48.88%)
Quality of Skills Training Offered	0 (0%)	0 (0%)	5 (11.11%)	19 (42.22%)	21 (46.66%)
Use of ICT tools by Faculty for teaching learning	0 (0%)	0 (0%)	6 (13.33%)	20 (44.44%)	19 (42.22%)
How would you rate your Institution ?	1 (2.22%)	2 (4.44%)	2 (4.44%)	21 (46.66%)	19 (42.22%)

ANALYSIS OF ALUMNI FEEDBACK FORM 2021-22

n= 45





SANTOSH
Deemed to be University
(Established u/s 3 of the UGC Act, 1956)

ALUMNI FEEDBACK FORM 2020-21

1. Name:-
2. Alumni:
3. Year/ Batch:-
4. Course MBBS/ BDS:-

	1	2	3	4	5
Campus environment					
Quality of faculty					
Teaching standards of the Institution					
Quality of Laboratory training offered					
Use of ICT by Faculty					
Placement efforts of the University					
Office Staff					
How would you rate your Institution?					

❖ Tick where Applicable

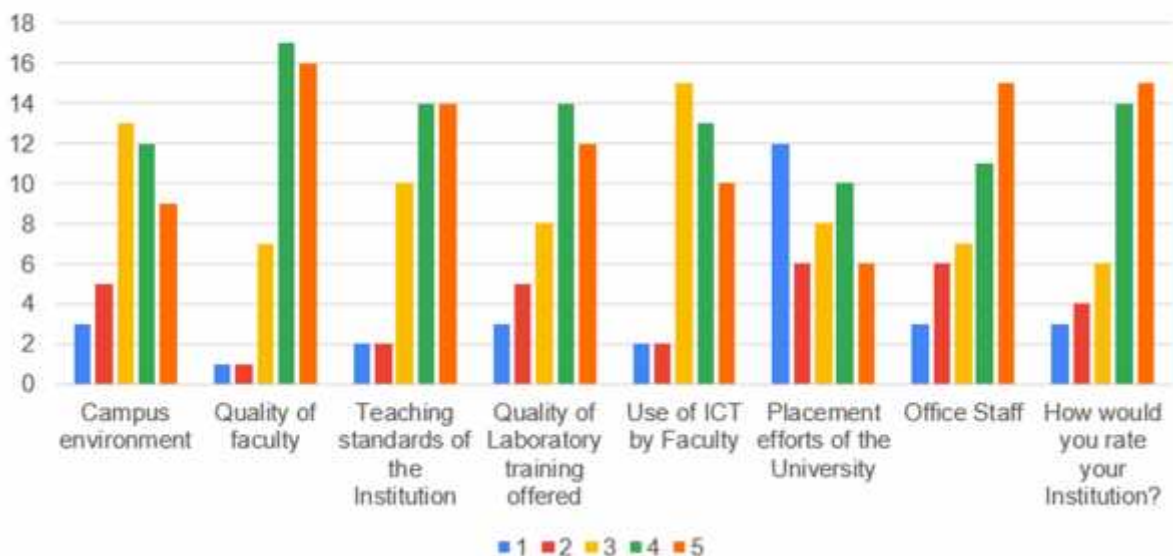


ANALYSIS OF ALUMNI FEEDBACK FORM 2020-21

N=42

	1	2	3	4	5
Campus environment	3 (7.14%)	5 (11.90%)	13 (30.95%)	12 (28.57%)	9 (21.42%)
Quality of faculty	1 (2.38%)	1 (2.38%)	7 (16.66%)	17 (40.47%)	16 (38.09%)
Teaching standards of the Institution	2 (4.76%)	2 (4.76%)	10 (23.80%)	14 (19.44%)	14 (19.44%)
Quality of Laboratory training offered	3 (7.14%)	5 (11.90%)	8 (19.04%)	14 (19.44%)	12 (28.57%)
Use of ICT by Faculty	2 (4.76%)	2 (4.76%)	15 (35.71%)	13 (30.95%)	10 (23.80%)
Placement efforts of the University	12 (28.57%)	6 (14.28%)	8 (19.04%)	10 (23.80%)	6 (14.28%)
Office Staff	3 (7.14%)	6 (14.28%)	7 (16.66%)	11 (26.19%)	15 (35.71%)
How would you rate your Institution?	3 (7.14%)	4 (9.52%)	6 (14.28%)	14 (19.44%)	15 (35.71%)

ANALYSIS OF ALUMNI FEEDBACK FORM 2020-21
N=42





SANTOSH

Deemed to be University
(Established u/s 3 of the UGC Act, 1956)

FEEDBACK FORM

1. Name: -
2. Alumni: -
3. Year/ Batch: -
4. Course BDS/ MBBS: -

Rating Scale 1-5 (5 being Highest)

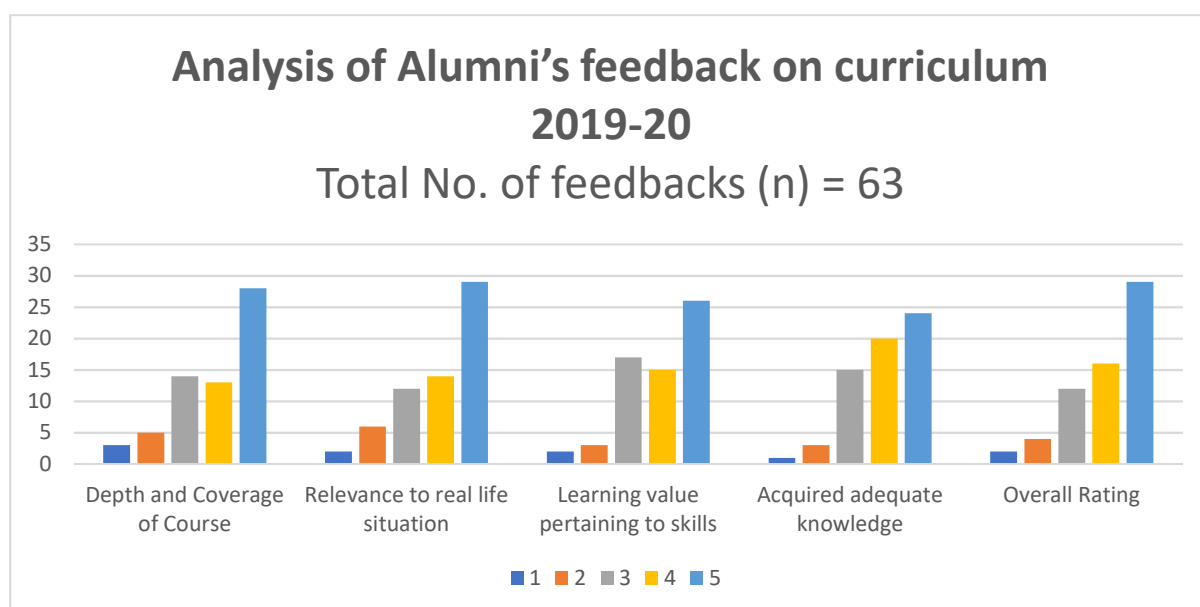
1.	Depth and Coverage of Course					
2.	Relevance to real life situation					
3.	Learning value pertaining to skills					
4.	Acquired adequate knowledge					
5.	Overall Rating					

❖ Tick where Applicable

Analysis of Alumni's feedback on curriculum 2019-20

Total No. of feedbacks (n) = 63

		1	2	3	4	5
1.	Depth and Coverage of Course	3 (4.76%)	5 (7.93%)	14 (22.22%)	13 (20.63%)	28 (44.44%)
2.	Relevance to real life situation	2 (3.17%)	6 (9.52%)	12 (19.04%)	14 (22.22%)	29 (46.03%)
3.	Learning value pertaining to skills	2 (3.17%)	3 (4.76%)	17 (26.98%)	15 (20.68%)	26 (41.26%)
4.	Acquired adequate knowledge	1 (1.58%)	3 (4.76%)	15 (23.80%)	20 (31.74%)	24 (38.09%)
5.	Overall Rating	2 (3.17%)	4 (6.34%)	12 (19.04%)	16 (25.39%)	29 (46.03%)





SANTOSH
Deemed to be University
(Established u/s 3 of the UGC Act, 1956)

FEEDBACK FORM

1. Name: -
2. Alumni: -
3. Year/ Batch: -
4. Course BDS/ MBBS: -

Rating Scale 1-5 (5 being Highest)

1.	Depth and Coverage of Course					
2.	Relevance to real life situation					
3.	Learning value pertaining to skills					
4.	Acquired adequate knowledge					
5.	Overall Rating					

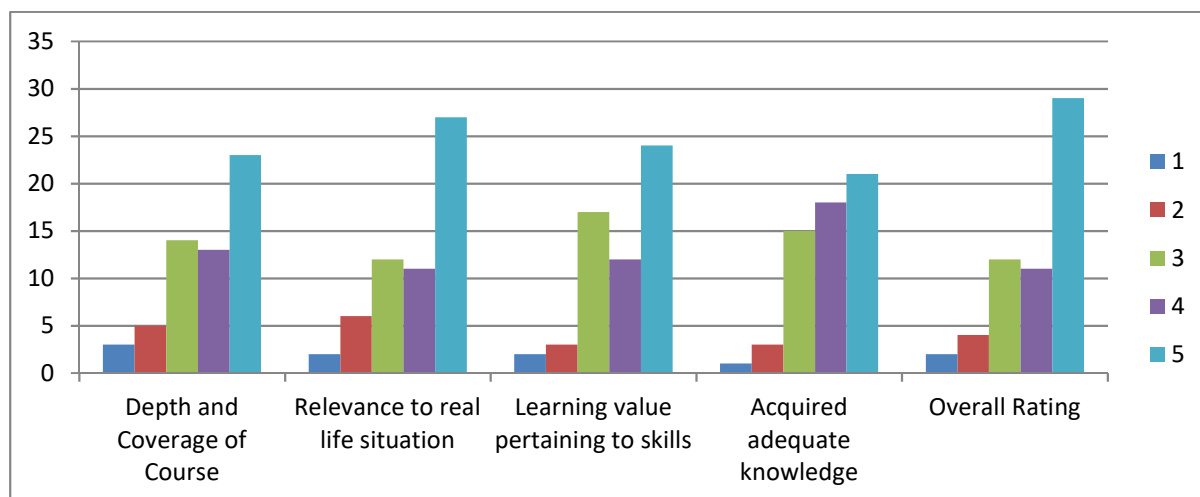
❖ Tick where Applicable



Analysis of Alumni's feedback on curriculum 2018-19

Total No. of feedbacks (n) = 58

		1	2	3	4	5
1.	Depth and Coverage of Course	3 (5.17%)	5 (8.62%)	14 (24.13%)	13 (22.41%)	23 (39.65%)
2.	Relevance to real life situation	2 (3.44%)	6 (10.34%)	12 (20.68%)	11 (18.96%)	27 (46.55%)
3.	Learning value pertaining to skills	2 (3.44%)	3 (5.17%)	17 (29.31%)	12 (20.68%)	24 (41.37%)
4.	Acquired adequate knowledge	1 (1.72%)	3 (5.17%)	15 (25.86%)	18 (31.03%)	21 (36.20%)
5.	Overall Rating	2 (3.44%)	4 (6.89%)	12 (20.68%)	11 (18.96%)	29 (50.00%)





(Established u/s 3 of the UGC Act, 1956)
No.1 Santosh Nagar, Ghaziabad-201 009, NCR Delhi,
Ph. No. 0120-2743419 Fax No. 0120-2741140 Email-ID: santosh@santoshuniversity.com

FEEDBACK FORM

5. Name: -

6. Alumni: -

7. Year/ Batch: -

8. Course BDS/ MBBS: -

Rating Scale 1-5 (5 being Highest)

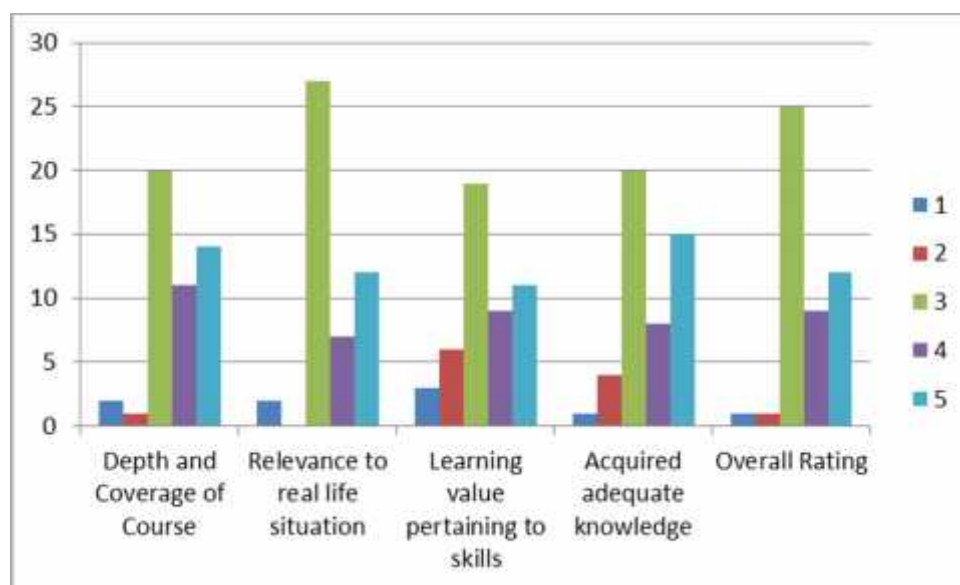
1.	Depth and Coverage of Course					
2.	Relevance to real life situation					
3.	Learning value pertaining to skills					
4.	Acquired adequate knowledge					
5.	Overall Rating					

❖ Tick where Applicable

Analysis of Alumni's feedback on curriculum 2017-18

Total No. of feedbacks (n) = 48

		1	2	3	4	5
1.	Depth and Coverage of Course	2 (4.16%)	1 (2.08%)	20 (41.66%)	11 (22.91%)	14 (29.16%)
2.	Relevance to real life situation	2 (4.16%)	0 (0%)	27 (56.25%)	7 (14.58%)	12 (25.00%)
3.	Learning value pertaining to skills	3 (6.25%)	6 (12.5%)	19 (39.58%)	9 (18.75%)	11 (22.91%)
4.	Acquired adequate knowledge	1 (2.08%)	4 (8.33%)	20 (41.66%)	8 (16.66%)	15 (31.25%)
5.	Overall Rating	1 (2.08%)	1 (2.08%)	25 (52.08%)	9 (18.75%)	12 (25.00%)





SANTOSH

Deemed to be University
(Established u/s 3 of the UGC Act, 1956)

EMPLOYER FEEDBACK FORM 2021-22

EMPLOYER FEEDBACK

1. Name of Organization

2. Name of the Officer / Designation

3. Name of the Alumni

4. Place of Work - Teaching Institute / Corporate Hospital / Private Hospital / Government Hospital/Others

Extraordinary – 5, Very Good-4, Good-3, Average-2, Poor-1

Level of motivation to pursue life long learning

1 2 3 4 5

Interpersonal Communication Skill to work in a team

1 2 3 4 5

Aware of ethics & professional responsibilities.

1 2 3 4 5

If "No" - What were your expectations?

Your answer _____

Any specific skills are to be instilled in our students?

Your answer _____

Submit

Clear form

Extraordinary – 5, Very Good-4, Good-3, Average-2, Poor-1

Has acquired adequate knowledge

1 2 3 4 5

Possess technical skills

1 2 3 4 5

Interpersonal skills of the Alumni

1 2 3 4 5

Would you like to consider our students for future employments

Yes
 No

Do the skills of our Alumni match with your employments / Employability Criteria

Yes
 No

If "Yes" - Rate it on a scale of 1 to 5.

1 2 3 4 5

If "No" - What were your expectations?

Your answer _____



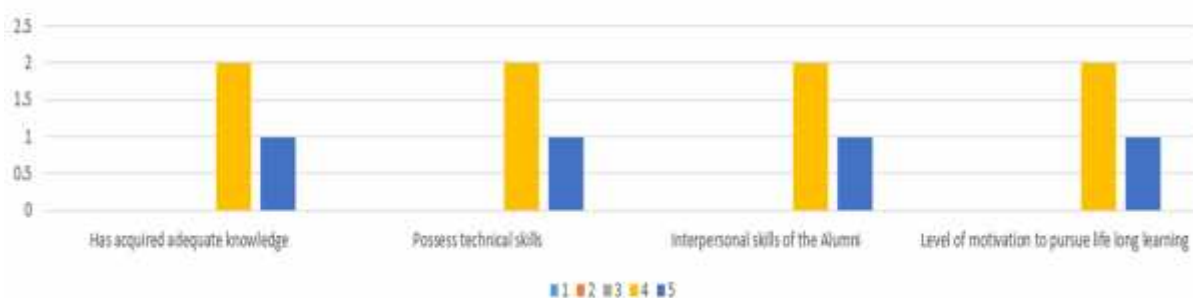
ANALYSIS OF EMPLOYER FEEDBACK FORM 2021-22

N= 3

	1	2	3	4	5
Has acquired adequate knowledge	0 (0%)	0 (0%)	0 (0%)	2 (66.66%)	1 (33.33%)
Possess technical skills	0 (0%)	0 (0%)	0 (0%)	2 (66.66%)	1 (33.33%)
Interpersonal skills of the Alumni	0 (0%)	0 (0%)	0 (0%)	2 (66.66%)	1 (33.33%)
Level of motivation to pursue life long learning	0 (0%)	0 (0%)	0 (0%)	2 (66.66%)	1 (33.33%)
Interpersonal Communication Skill to work in a team	0 (0%)	0 (0%)	0 (0%)	2 (66.66%)	1 (33.33%)
Aware of ethics & professional responsibilities.	0 (0%)	0 (0%)	0 (0%)	2 (66.66%)	1 (33.33%)

ANALYSIS OF EMPLOYER FEEDBACK FORM 2021-22

N= 3





EMPLOYERS FEEDBACK FORM 2020-21

1. Name:-
2. Employers
3. Year/ Batch:-
4. Course MBBS/ BDS:-

	1	2	3	4	5
Has acquired adequate knowledge					
Possess technical skills					
Interpersonal skills of the Alumni					
Level of motivation to pursue life long learning					
Interpersonal Communication Skill to work in a team					
Aware of ethics & professional responsibilities.					

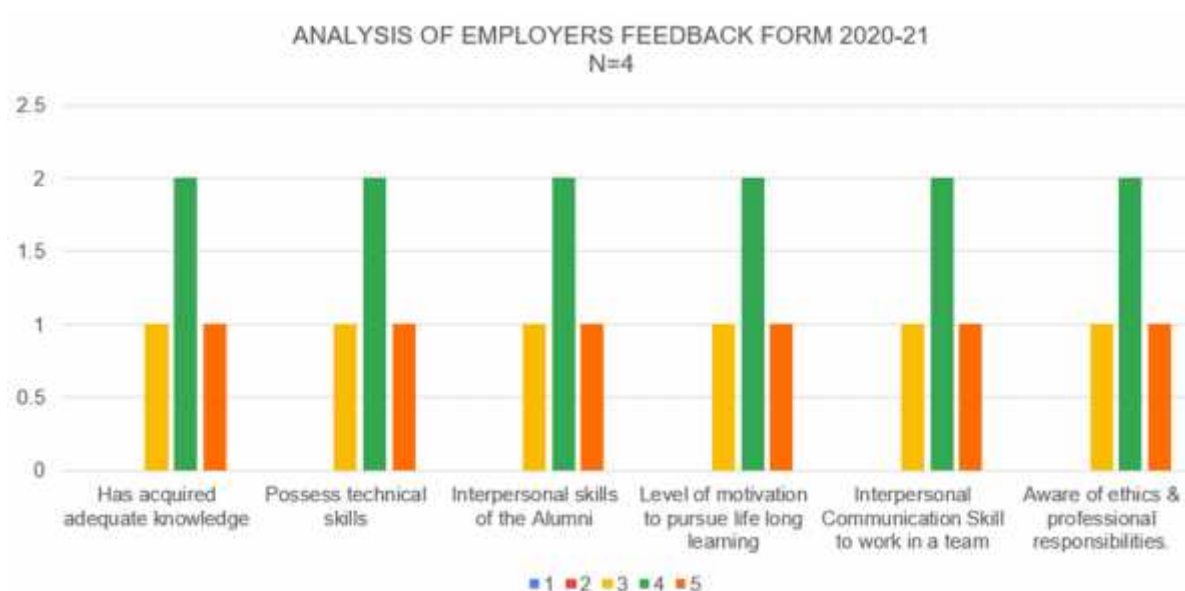
❖ Tick where Applicable



ANALYSIS OF EMPLOYERS FEEDBACK FORM 2020-21

N=4

	1	2	3	4	5
Has acquired adequate knowledge	0 (0%)	0 (0%)	1 (25%)	2 (50%)	1 (25%)
Possess technical skills	0 (0%)	0 (0%)	1 (25%)	2 (50%)	1 (25%)
Interpersonal skills of the Alumni	0 (0%)	0 (0%)	1 (25%)	2 (50%)	1 (25%)
Level of motivation to pursue life long learning	0 (0%)	0 (0%)	1 (25%)	2 (50%)	1 (25%)
Interpersonal Communication Skill to work in a team	0 (0%)	0 (0%)	1 (25%)	2 (50%)	1 (25%)
Aware of ethics & professional responsibilities.	0 (0%)	0 (0%)	1 (25%)	2 (50%)	1 (25%)





SANTOSH

Deemed to be University
(Established u/s 3 of the UGC Act, 1956)

FEEDBACK FORM

1. Name: -
2. Employers: -
3. Year/ Batch: -
4. Course BDS/ MBBS: -

Rating Scale 1-5 (5 being Highest)

1.	Have acquired adequate knowledge					
2.	Can use current skills					
3.	Aware of professional responsibility					
4.	Interpersonal & communication skills					
5.	Motivation for lifelong learning					

❖ Tick where Applicable

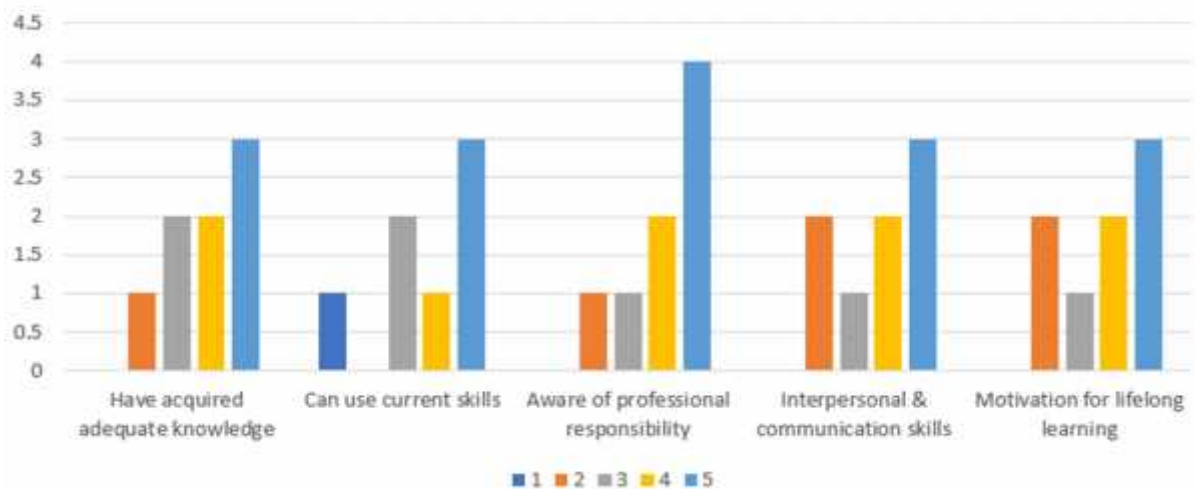
Analysis of Employer's feedback on curriculum 2019-20

Total no. of feedbacks (n=8)

1.	Have acquired adequate knowledge	0 (0%)	1 (12.50%)	2 (25.00%)	2 (28.57%)	3 (37.50%)
2.	Can use current skills	1 (12.50%)	0 (0%)	2 (25.00%)	1 (12.50%)	3 (37.50%)
3.	Aware of professional responsibility	0 (0%)	1 (12.50%)	1 (12.50%)	2 (28.57%)	4 (50.00%)
4.	Interpersonal & communication skills	0 (0%)	2 (25.00%)	1 (12.50%)	2 (25.00%)	3 (37.50%)
5.	Motivation for lifelong learning	0 (0%)	2 (25.00%)	1 (12.50%)	2 (25.00%)	3 (37.50%)

Analysis of Employer's feedback on curriculum 2019-20

n= 8





SANTOSH
Deemed to be University
(Established u/s 3 of the UGC Act, 1956)

FEEDBACK FORM

5. Name: -

6. Employers: -

7. Year/ Batch: -

8. Course BDS/ MBBS: -

Rating Scale 1-5 (5 being Highest)

1.	Have acquired adequate knowledge					
2.	Can use current skills					
3.	Aware of professional responsibility					
4.	Interpersonal & communication skills					
5.	Motivation for lifelong learning					

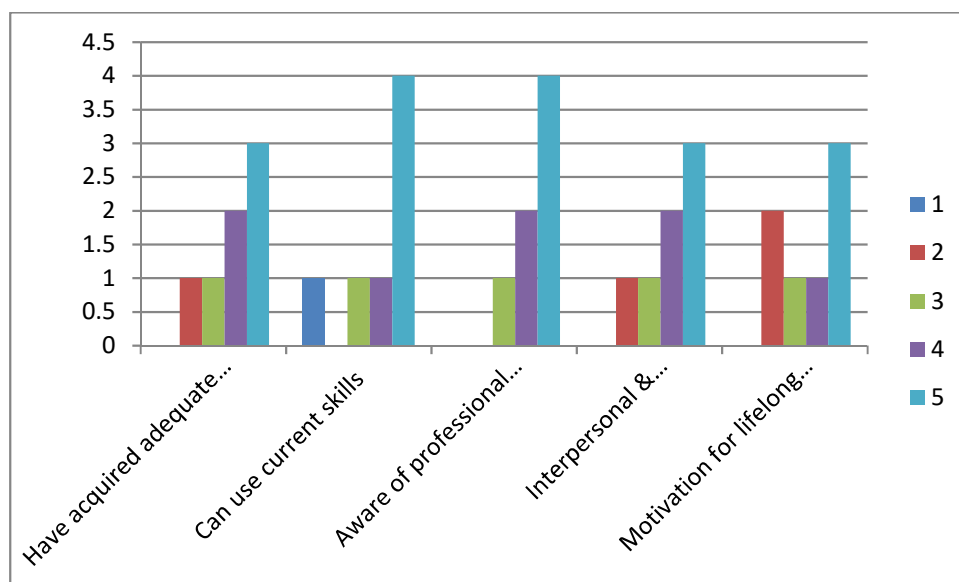
❖ Tick where Applicable



Analysis of Employer's feedback on curriculum 2018-19

Total no. of feedbacks (n=7)

1.	Have acquired adequate knowledge	0 (0%)	1 (14.28%)	1 (14.28%)	2 (28.57%)	3 (42.85%)
2.	Can use current skills	1 (14.28%)	0 (0%)	1 (14.28%)	1 (14.28%)	4 (57.14)
3.	Aware of professional responsibility	0 (0%)	0 (0%)	1 (14.28%)	2 (28.57%)	4 (57.14)
4.	Interpersonal & communication skills	0 (0%)	1 (14.28%)	1 (14.28%)	2 (28.57%)	3 (42.85%)
5.	Motivation for lifelong learning	0 (0%)	2 (28.57%)	1 (14.28%)	1 (14.28%)	3 (42.85%)





(Established u/s 3 of the UGC Act, 1956)
 No.1 Santosh Nagar, Ghaziabad-201 009, NCR Delhi,
 Ph. No. 0120-2743419 Fax No. 0120-2741140 Email-ID: santosh@santoshuniversity.com

FEEDBACK FORM

9. Name: -

10. Employers: -

11. Year/ Batch: -

12. Course BDS/ MBBS: -

Rating Scale 1-5 (5 being Highest)

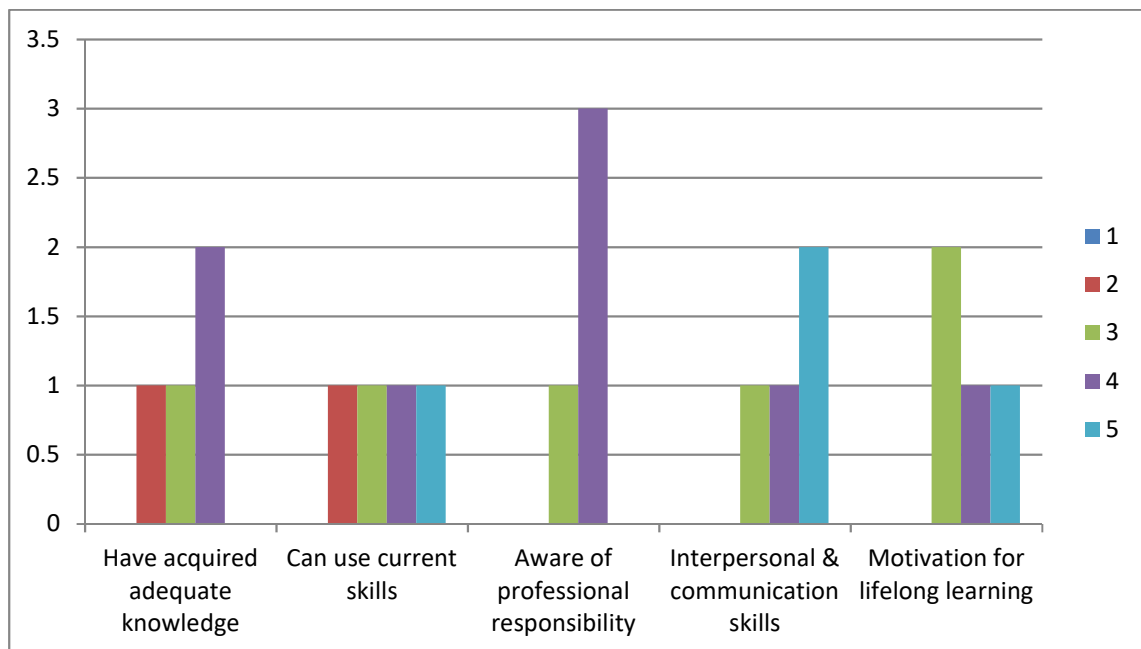
1.	Have acquired adequate knowledge					
2.	Can use current skills					
3.	Aware of professional responsibility					
4.	Interpersonal & communication skills					
5.	Motivation for lifelong learning					

❖ Tick where Applicable

Analysis of Employer's feedback on curriculum 2017-18

Total no. of feedbacks (n=4)

1.	Have acquired adequate knowledge	0 (0%)	1 (25%)	1 (25%)	2 (50%)	0 (0%)
2.	Can use current skills	0 (0%)	1 (25%)	1 (25%)	1 (25%)	1 (25%)
3.	Aware of professional responsibility	0 (0%)	0 (0%)	1 (25%)	3 (75%)	0 (0%)
4.	Interpersonal & communication skills	0 (0%)	0 (0%)	1 (25%)	1 (25%)	2 (50%)
5.	Motivation for lifelong learning	0 (0%)	0 (0%)	2 (50%)	1 (25%)	1 (25%)





PROFESSIONALS FEEDBACK 2021-22

PROFESSIONAL FEEDBACK

1. Name of Professional

2. Faculty of

Mark only one oval.

- Medicine
 Dentistry

3. Specialization

Extraordinary – 5, Very Good-4, Good-3, Average-2, Poor-1

Extent of coverage of course syllabus

1 2 3 4 5

Outcomes are relevant to needs

1 2 3 4 5

Learning value in terms of knowledge & skills

1 2 3 4 5

Adequate balance in between theory and application

1 2 3 4 5

Provisions for professional development are non discriminatory and fair

Method of conduction of University Exams

1 2 3 4 5

1 2 3 4 5

...

Overall impression of program curriculum

Provisions for professional development are non discriminatory and fair

1 2 3 4 5

1 2 3 4 5



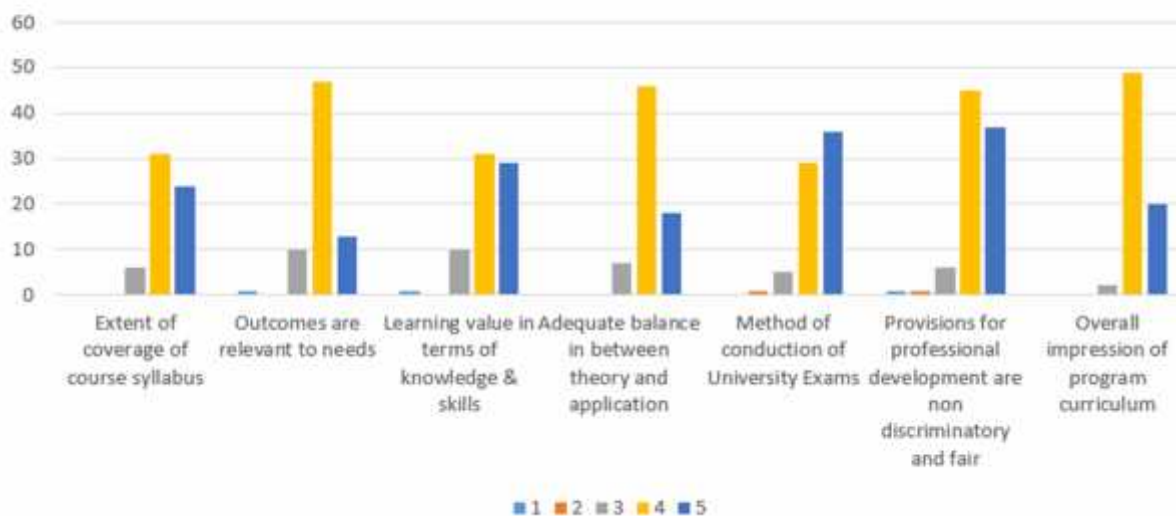
ANALYSIS OF PROFESSIONALS FEEDBACK 2021-22

N= 71

	1	2	3	4	5
Extent of coverage of course syllabus	0 (0%)	0 (0%)	6 (8.45%)	31 (43.66%)	24 (33.80%)
Outcomes are relevant to needs	1 (1.40%)	0 (0%)	10 (14.08%)	47 (66.19%)	13 (18.30%)
Learning value in terms of knowledge & skills	1 (1.40%)	0 (0%)	10 (14.08%)	31 (43.66%)	29 (40.84%)
Adequate balance in between theory and application	0 (0%)	0 (0%)	7 (9.85%)	46 (64.78%)	18 (25.35%)
Method of conduction of University Exams	0 (0%)	1 (1.40%)	5 (7.04%)	29 (40.84%)	36 (50.70%)
Provisions for professional development are non discriminatory and fair	1 (1.40%)	1 (1.40%)	6 (8.45%)	45 (63.38%)	37 (52.11%)
Overall impression of program curriculum	0 (0%)	0 (0%)	2 (2.81%)	49 (69.01%)	20 (28.16%)

ANALYSIS OF PROFESSIONALS FEEDBACK 2021-22

N= 71





SANTOSH

Deemed to be University